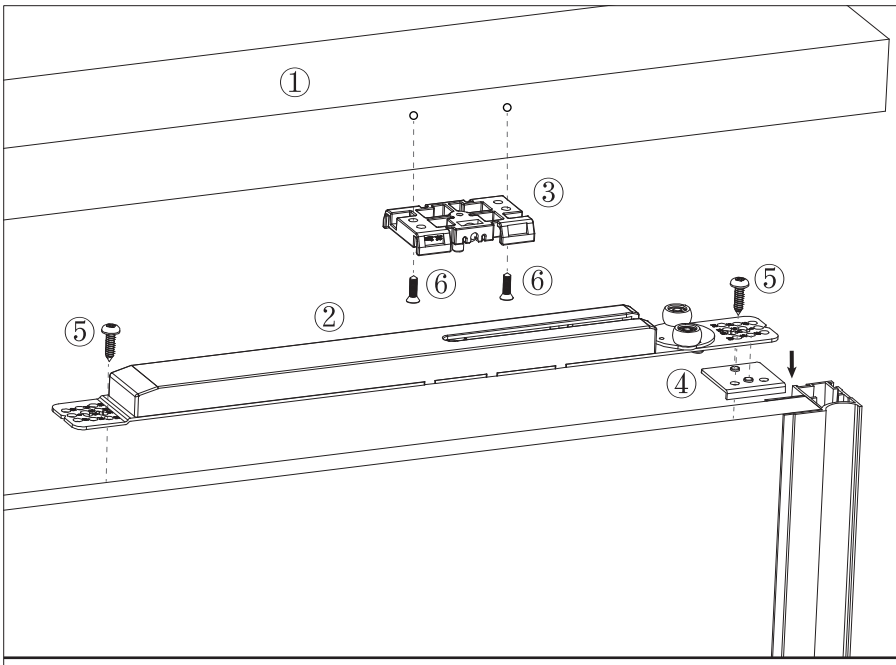

① Guia Superior

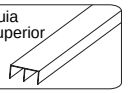

② Cierre suave

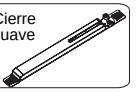

③ Accionador

④ Soporte

⑤ Tornillos para sistema de cierre suave

M4X16

⑥ Tornillos para accionador

M4X16

1. Descuento en altura de puerta.

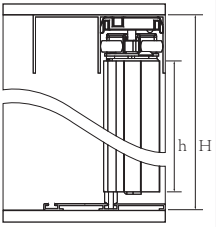

H-h=40mm

2. Fijar el cierre suave sobre el soporte. Atornillar.



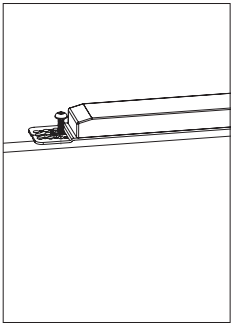

3. Colocar el ACCIONADOR en cualquier posición de la guía superior, y empuje suavemente la puerta hacia el costado, arrastrando el accionador.

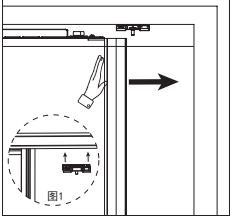

4. El accionador queda ubicado en su posición automáticamente.

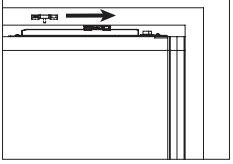

5. Atornillar el accionador en su posición final.

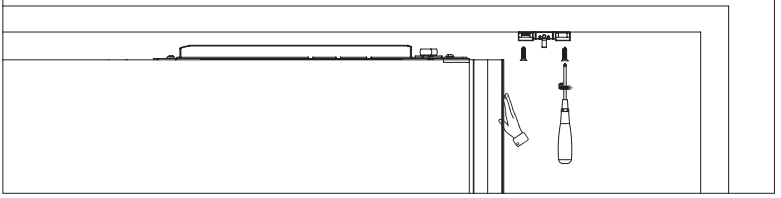

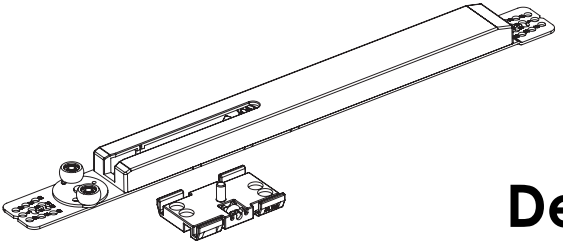

Decometal